

# トルコにおける最新の外国投資の現状と 本年適用の優遇制度

2019年

3月26日 東京

3月28日 大阪

青木雄一

シニアアドバイザー

トルコ共和国大統領府投資局



PRESIDENCY OF THE REPUBLIC OF TURKEY  
INVESTMENT OFFICE

# 目 次

## 第1部 外国投資の現状

1. 直近の経済アウトルック
2. 直近の外国投資データ
3. 現中期経済計画

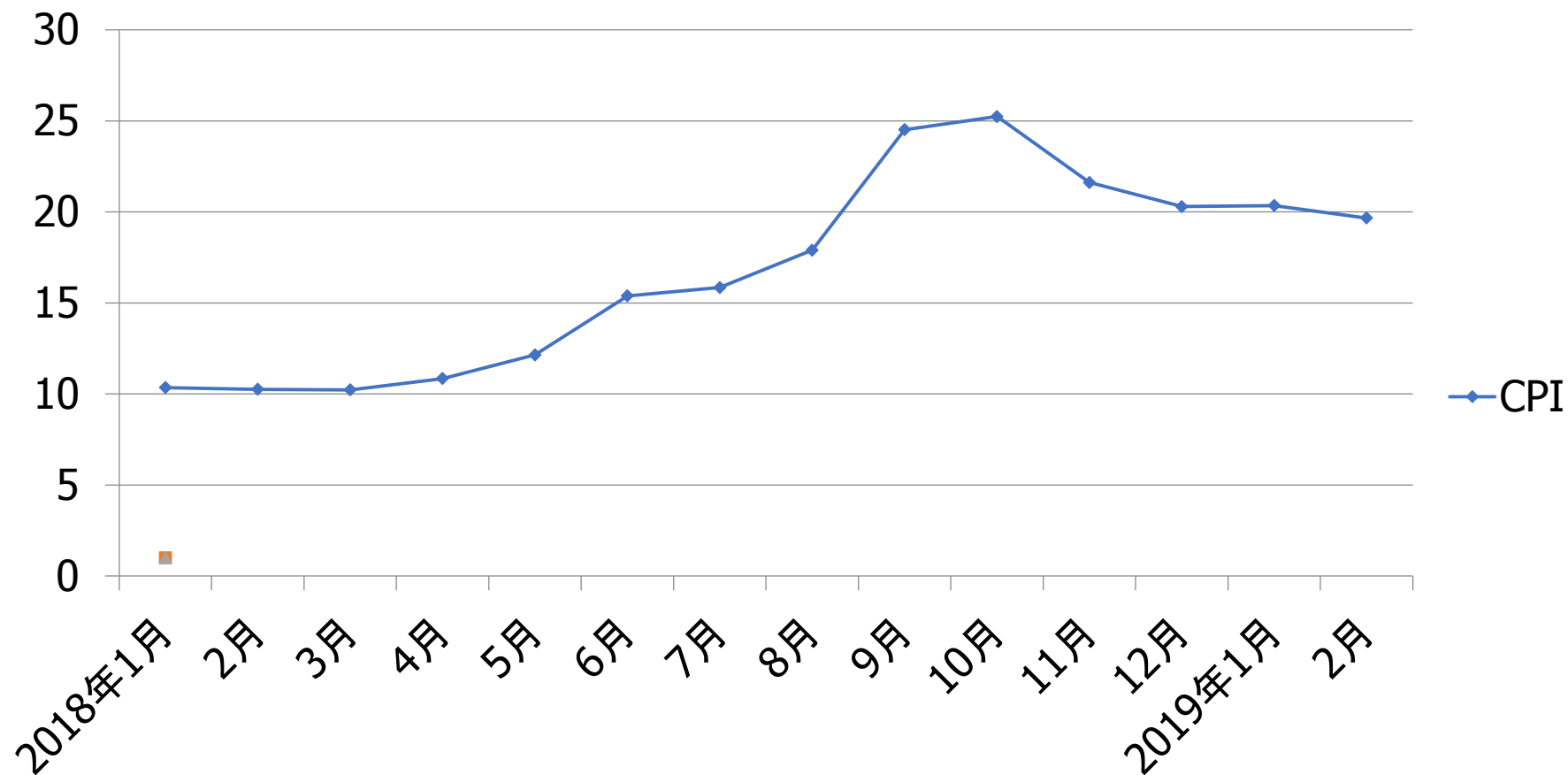
## 第2部 投資優遇制度

1. 優遇制度概要
2. 利用状況
3. 2019年1月発表資料  
Ministry of Industry  
and Technology

# 四半期GDPと成長率推移

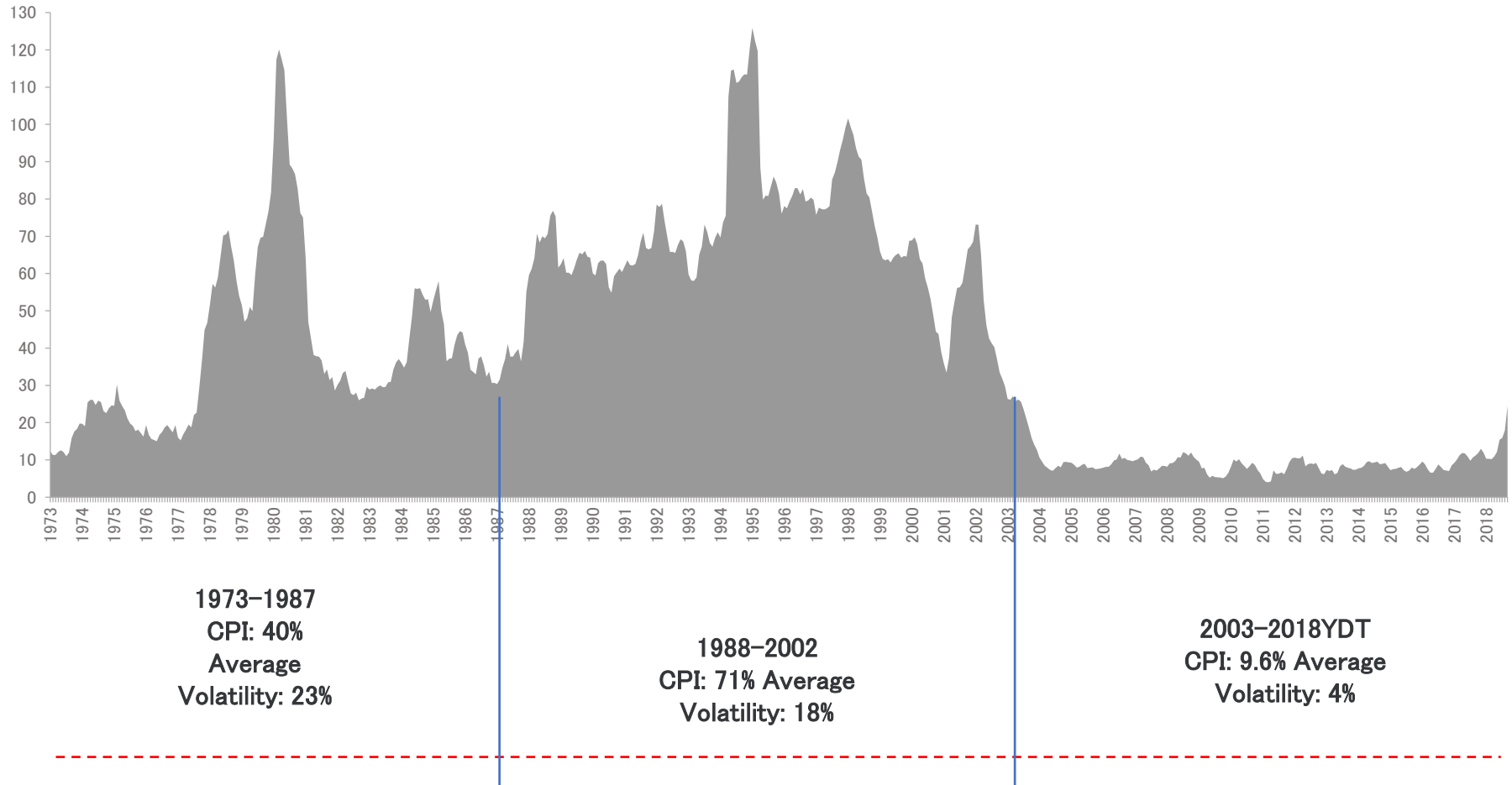
	GDP Current Prices (Million USD)	GDP percentage change (2009=100)
2017年 Q1	175,682	5.3
Q2	204,867	5.3
Q3	235,838	11.5
Q4	234,924	7.3
Total	851,490	7.4
2018年 Q1	206,829	7.4
Q2	204,571	5.3
Q3	187,797	1.8
Q4	184,890	-3.0
Total	784,087	2.6

# CPI推移



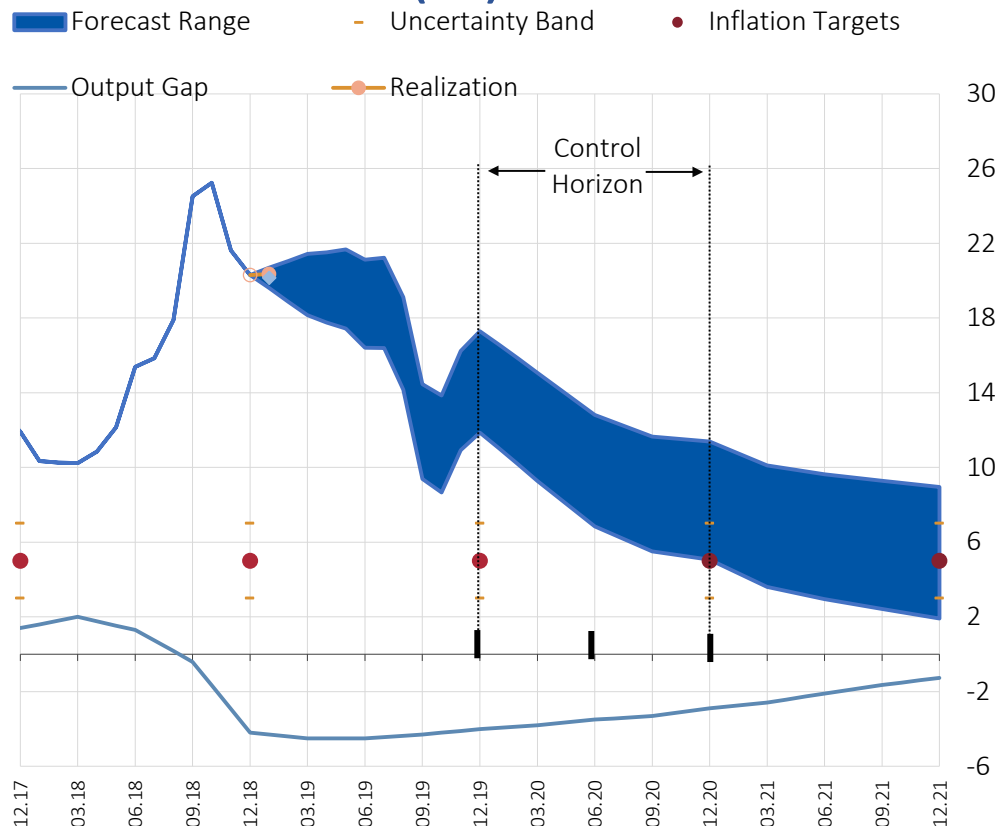
9月24.52%、10月25.24%、2月19.67%

# CPIの長期推移



# Inflation Outlook

## Inflation and Output Gap Forecasts\* (%)

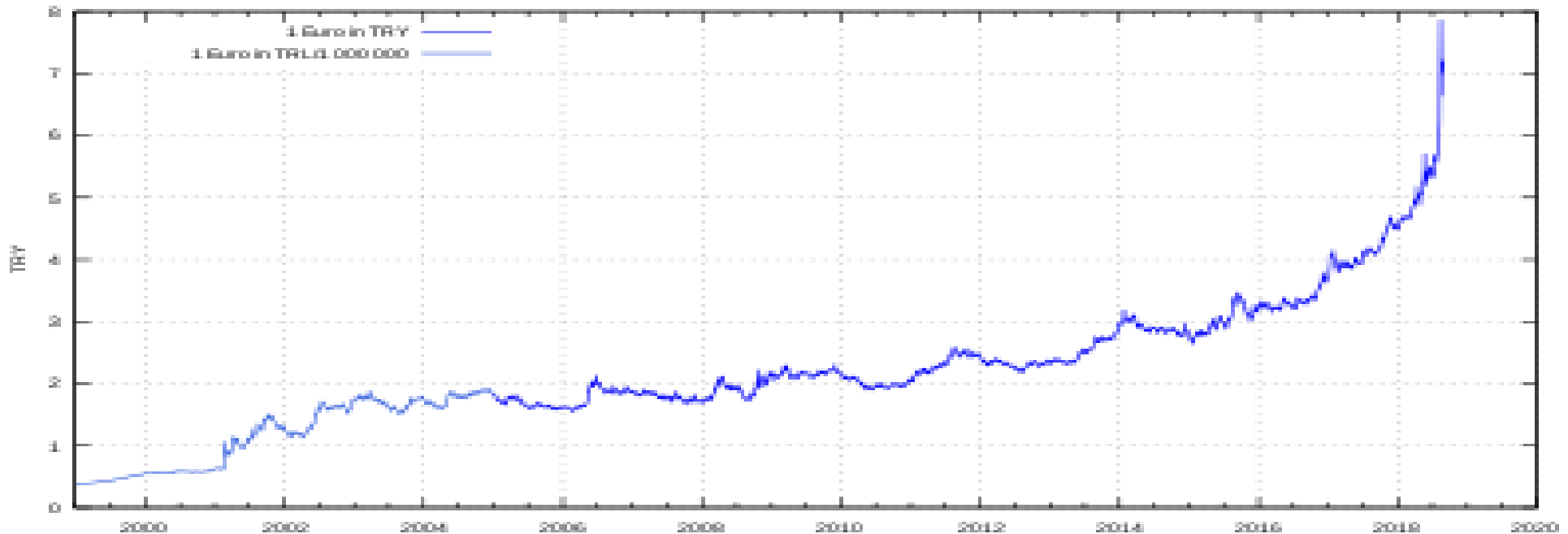


Source: CBRT, TURKSTAT

- ☐ Under the assumption of a **tight monetary policy stance** and **enhanced policy coordination** focused on bringing inflation down, inflation is projected to converge gradually to the target.
- ☐ Inflation is likely to be 14.6% at end-2019, 8.2% at end-2020 and stabilize around 5% in the medium term.
- ☐ Accordingly, inflation is expected to
  - be between 11.9% and 17.3% (with a mid-point of **14.6%**) at end-2019;
  - be between 5.1% and 11.3% (with a mid-point of **8.2%**) at end-2020
 with 70 percent probability.

\* Shaded region indicates the 70 percent confidence interval for the forecast.

# 為替レート 外交と経済



**2001年** 変動相場制移行  
**2005年** デノミ新トルコリラ導入  
**2006年** EU加盟交渉開始  
**2008年** リーマンショック  
**2009年** ~2012年  
経済成長、投資拡大  
**2011年** アラブの春 シリア内戦  
**2012年** ISISの拡大

**2013年** トルコでISISのテロ、2016年  
までシリア難民の増加  
**2015年** 米国政策金利引き上げ開始  
**2016年** 憲法改正  
**2017年** シリア内戦拡大、クーデター未遂  
**2018年** 5月米国大統領牧師ツイート  
8月制裁ツイート  
**2018年** 8月13日 7.2362 (TL/USD)  
**2019年** 3月18日 5.4592

# 失業率 2018年12月末

Main Labor Force Statistics			
	December 2008	December 2017	December 2018
Number of People in Labor Force (in million)	22.835	31.579	31.957
Labor Force Participation rate (%)	44.5%	52.4%	52.4%
Number of Employed People (in million)	19.932	28.288	27.655
Employment rate	38.8%	46.9%	45.4%
Number of Unemployed People (in million)	2.902	3.291	4.302
Unemployment rate	12.7%	10.4%	13.5%
Youth Unemployment Rate (15-24 age)	23.3%	19.2%	24.5%



# 2019年 最低賃金

雇用主負担 (2019年)	TRY
最低賃金 グロス	2,558.40
SSI EMPLOYER CONTRIBUTION (%20,5)	524.47
UNEMPLOYMENT PREMIUM-EMPLOYER ( % 2 )	51.17
COST OF EMPLOYER	3,134.04
Cost of Minimum Wage to Employer / In case 100,00 TRY Government support is applied*	3,034.04

# トルコへの投資 件数

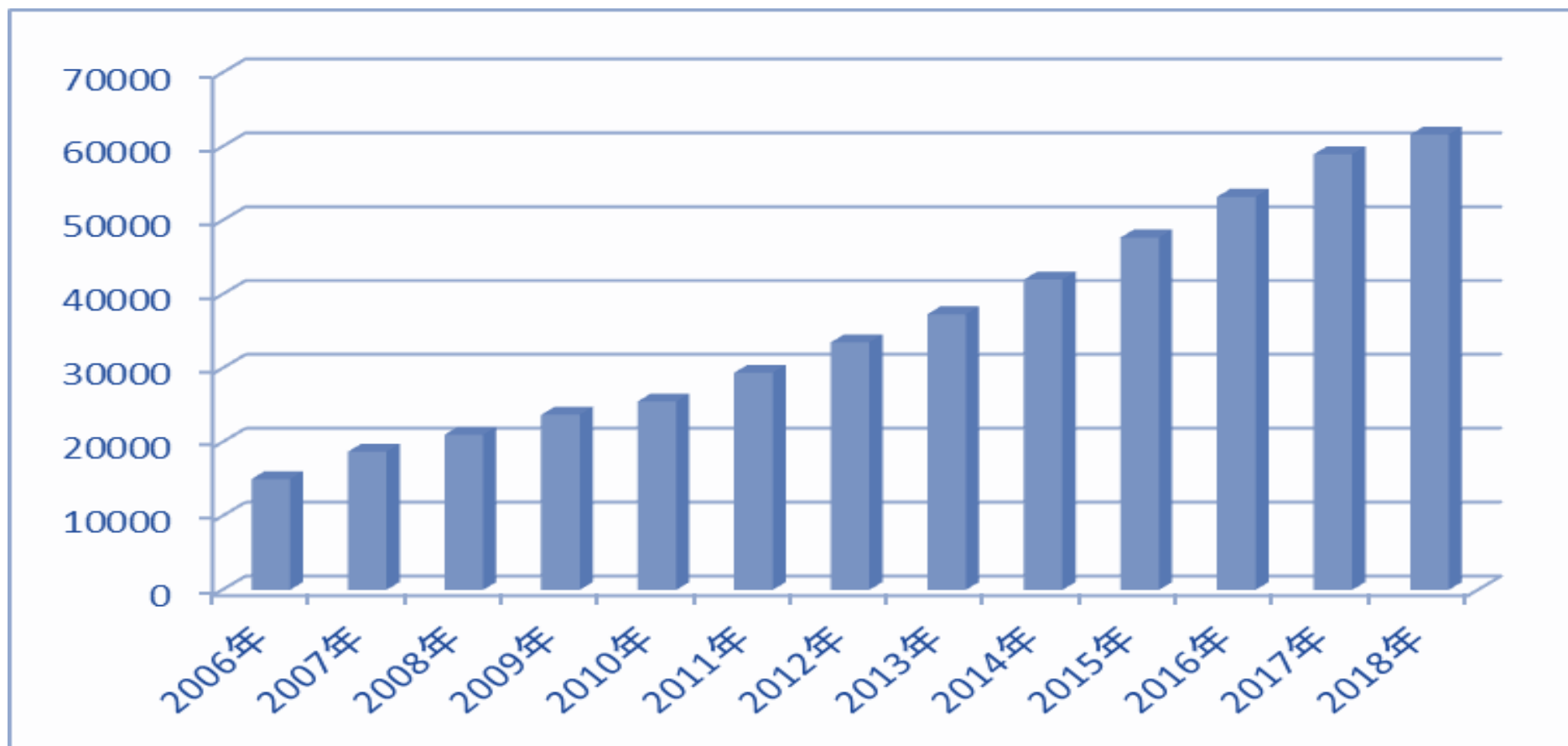
外資受け入れ企業数

2017年末

58954社

2018年6月

61631社



# 外国資本企業数 国別 (2018年6月)

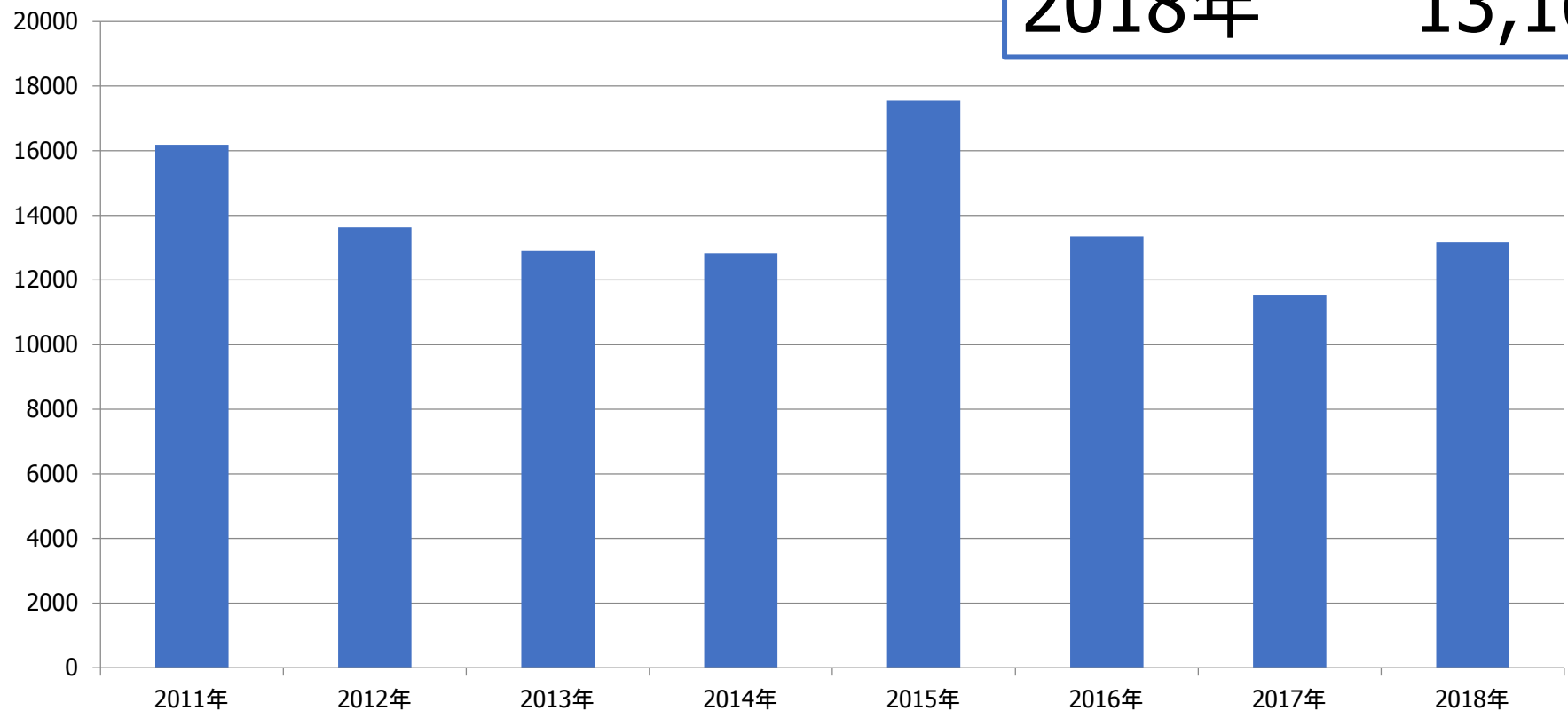
<b>1位</b>	<b>ドイツ</b>	<b>7220社</b>	<b>11位</b>	<b>エジプト</b>	<b>966社</b>
<b>2位</b>	<b>イギリス</b>	<b>3112社</b>	<b>12位</b>	<b>中国</b>	<b>963社</b>
<b>3位</b>	<b>オランダ</b>	<b>2812社</b>	<b>13位</b>	<b>オーストリア</b>	<b>905社</b>
<b>4位</b>	<b>イラク</b>	<b>2482社</b>	.		
<b>5位</b>	<b>アゼルバイジャン</b>	<b>2252社</b>	.		
<b>6位</b>	<b>ロシア</b>	<b>2232社</b>	.		
<b>7位</b>	<b>米国</b>	<b>1827社</b>	.		
<b>8位</b>	<b>フランス</b>	<b>1505社</b>	.		
<b>9位</b>	<b>イタリア</b>	<b>1432社</b>	.		
<b>10位</b>	<b>サウジアラビア</b>	<b>1227社</b>	<b>45位</b>	<b>日本</b>	<b>227社</b>

(トルコ中銀・Ispat調査、シリア等少額特殊資本を除く順位)

# トルコへの投資 金額

FDI (USD million)

2017年	11,546
2018年	13,163



# トルコへの投資

(Million \$)

Components	2017		2018	
		%		%
<b>Total FDI Net</b>	<b>11546</b>	<b>100</b>	<b>13163</b>	<b>100</b>
<b>Equity Capital (net)</b>	<b>5532</b>	<b>47.9</b>	<b>6064</b>	<b>46.1</b>
<i>Inflow</i>	<i>7401</i>	<i>64.1</i>	<i>6534</i>	<i>49.6</i>
<i>Outflow(-)</i>	<i>1869</i>	<i>16.2</i>	<i>470</i>	<i>3.6</i>
<b>Other Capital (net)</b>	<b>1371</b>	<b>11.9</b>	<b>1184</b>	<b>9.0</b>
<b>Real Estate (net)</b>	<b>4643</b>	<b>40.2</b>	<b>5915</b>	<b>44.9</b>

# トルコへの投資 国別

(Equity Capital  
Inflow Million \$)

2017				2018			
Rank	Country	Equity	%	Rank	Country	Equity	%
1	Netherland	1727	23.3	1	Netherland	833	12.7
2	Spain	1460	19.7	2	Azarbaijan	516	7.9
3	Azarbaijan	1005	13.6	3	Italy	509	7.8
4	Australia	459	6.2	4	Austria	465	7.1
5	UK	328	4.4	5	US	446	6.8
6	Austria	320	4.3	6	UK	409	6.3
7	Germany	312	4.2	7	Germany	349	5.3
8	Belgium	223	3.0	8	Luxemburg	329	5.0
9	Japan	193	2.6	9	France	293	4.5
10	US	180	2.4	10	Taiwan	246	3.8
	Other Countries	1194	16.1		Other Countries	2139	32.7
Total Equity Capital		7401	100	Total Equity Capital		6534	100

# トルコへの投資 地域別

(Million \$)

Regions	2017		2018	
		%		%
Europe	4927	66.8	4234	64.8
All Asia	1701	23.1	1750	26.8
Americas	247	3.3	484	7.4
Africa, Oceania, Polar Regions	502	6.8	66	1.0
Equity Capital	7377	100	6534	100
<i>European Union</i>	<i>4809</i>	<i>65.2</i>	<i>3863</i>	<i>59.1</i>
<i>Gulf Countries</i>	<i>252</i>	<i>3.4</i>	<i>356</i>	<i>5.4</i>
<i>Turkik Republics</i>	<i>1007</i>	<i>13.7</i>	<i>518</i>	<i>7.9</i>

*Gulf Countries: Bahrain, UAE, Iraq, Qatar, Kuwait, S.Arabia*

*Turkik Republics: Azarbaijan, Kazakhstan, Uzbekistan, Turkmenistan*

# トルコへの投資 分野別

(Million \$)

Sectors	2017		2018	
		%		%
Agriculture	29	0.4	44	0.7
Industrial Sectors	2022	27.3	2865	43.8
Services	5350	72.3	3625	55.5
Total Equity Capital	7401	100	6534	100



# トルコへの投資 分野別

(Million \$)

2017			2018		
	Sectors	Equity Capital		Sectors	Equity Capital
1	Finance & Insurance	1464	1	Manufacturing	1999
2	Transportation & Storage	1333	2	Wholesale & Retail	1116
3	Manufacturing	1202	3	Finance & Insurance	1041
4	Wholesale & Retail	1077	4	Electricity, Gas & Steam	679
5	Construction	626	5	Transportation & Storage	490
6	Information & Communication	565	6	Accommodation & Food	238
7	Mining & Quarrying	448	7	Construction	215
8	Electricity, Gas & Steam	371	8	Mining & Quarrying	183
9	Accommodation & Food	82	9	Information & Communication	179
10	Health & Social Service	65	10	Health & Social Service	103

# 日本からの投資 分野別 (2018年6月)

• 製造業	100社	• 食品	4社
• 自動車関連	84社	• 観光	12社
• 機械製造	9社	• IT・通信	11社
• 電機製造	3社	• 医療	4社
• 金属	4社	• 金融	4社
• 農漁業	5社	• 不動産	2社
• 化学	8社	• 教育娯楽	8社
• 建設	12社	• ホテル飲食	16社
• エネルギー	5社	• サービス	8社
• 運輸	3社	• その他	21社
• 繊維	4社		

(2018年6月中銀・ISPAT分類)

# 2018年以降の主なFDI(1)

- **CISCO**: 米国CISCOは同社の世界で10番目となるイノベーションセンターをイスタンブール工科大学と共同で開設
- **Thyssenkrupp**: 同社はイスタンブール近郊Kocaeliにエスケーター製造工場を建設。投資額2千万ユーロ。
- **DFDS**: デンマークの海運総合企業DFDSはトルコのRo-Ro船オペレーターU.N.Ro-Roの98.8%を買収。
- **Zynga**: 米国ゲームメーカーZynga社はトルコのGram Games社を2億5千万ドルで買収。
- **BOSCH**: 同社は高圧燃料噴射装置の製造工場をBursaに建設することを発表。
- **Alibaba**: 中国のネット販売大手アリババはトルコの同業Trendyolへの投資計画を発表。

## 2018年以降の主なFDI(2)

- **GE Aviation**:同社は添加物製造技術開発研究拠点をTUBITAKマルマラテクノパークフリーゾーンに開設。
- **PROMETEON**:伊ピレリのライセンス製造業Prometeon社は1億15百万ドルを投資、既存工場を拡大。
- **WABCO**:米自動車関連メーカーWABCOはイスタンブールにDistribution Centerを開設。投資額17百万ドル。
- **Lohmann**:接着剤系独化学メーカーLohmann社はGebzeプラスチック産業工業団地に製造工場を開設。
- **Zehnder**:スイス空調設備メーカーZehnderはマニサで新工場を開設。投資額20百万ユーロ。
- **BOEING**:同社はイスタンブールに初のEngineering and Technology Centerを開設。

# 2018年以降の主なFDI(3)

- **TRANSSION**: 中国の携帯端末メーカーTRANSSIONはトルコに製造拠点の開設を発表。投資額5億ドル。
- **HUAWEI**: 同社は情報ネットワークアカデミー研究所をイスタンブール大学との協同で開設。
- **OYAK RENAULT**: 同社は仏RENAULTのトルコ合併自動車製造会社。Bursaにおいてアルミニウム射出製造金型工場の建設を開始。
- **ERICSSON**: 同社はイスタンブールで研究拠点を開設、グローバル産業技術開発拠点とする。
- **PEPSICO**: 同社のトルコにおける6番目となる製造拠点がManisaにおいて操業開始。(2019年1月)

# 2018年以降の主なFDA 日本企業

- 三菱電機: 同社はManisaにおいてエアコン工場の操業を開始。
- トヨタ: 同社は新カローラハイブリッドモデルの製造を開始。
- 住友商事: 同社はイスタンブール近郊で金属加工工場を開設。
- IHI: 同社はトルコ製造業ダルガクラン社との合併によるコンプレッサー製造工場を新たに建設。
- 双日: 同社はトルコ建設業大手ルネサンス社と合併で総合病院建設運営PPP事業に着手。
- セコム: 同社はトルコ大手財閥チャルック社との合併によるセキュリティ事業の推進を発表。(2019年2月)

# トルコ投資のビジネスモデル

1. 爆発的拡大を続ける**国内消費市場**の成長を取り込む
2. 競争力があり確立した**生産拠点**として活用  
国内・海外へ販売
3. 様々な**インフラ**プロジェクト
4. 太陽光・風力等再生可能エネルギー及びガス発電、パイプライン等**エネルギー**関連事業
5. 資源開発と**農漁業**
6. EU・中東・アフリカなど**周辺地域への拠点**

# 高い成長率・強固な財政基盤

- 2010年～16年平均成長率 6.5%
- 2017年 7.4%
- 2018年 2.6% (1Q7.2% 2Q5.3% 3Q1.6% 4Q -3.0%)
- 2018年 名目GDP7841億ドル
- 政府債務残高 GDP比 28.3% (2017)
- 政府財政収支 GDP比 -1.5% (2017)
- 銀行自己資本比率 16.1% (7月末)
- 銀行不良債権 3% (7月末)



# 中期經濟計畫 2019年～2021年

	2018	2019	2020	2021
<b>GDP bill\$</b>	763	795	858	926
<b>GDP Growth %</b>	3.8	2.3	3.5	5.0
<b>Unemployment %</b>	11.3	12.1	11.9	10.8
<b>CurrentAccount/GDP%</b>	-4.7	-3.3	-2.7	-2.6
<b>CPI (end of year, %)</b>	20.8	15.9	9.8	6.0

Balance, Discipline and Transformation

# 中期経済計画の課題

1. マクロ経済不均衡（貿易・経常収支、貯蓄率等）
2. CPI コントロール
3. 失業率 コントロール
4. 為替の安定
5. 高付加価値産業の育成

# 投資優遇制度概要-1

## 地域投資インセンティブ制度

優遇内容				地域					
				I	II	III	IV	V	VI
資機材購入の付加価値税の免除				あり					
資機材輸入の関税の免除				あり					
法人所得税減額		減税率 (%)		50	55	60	70	80	90
法人所得税減額上限(対投資額%)		OIZ外*		15	20	25	30	40	50
		OIZ 内*		20	25	30	40	50	55
社会保障保険料 サポート(雇用主負担分)		サポート期間	OIZ 外*	2年	3年	5年	6年	7年	10 年
			OIZ 内*	3年	5 年	6 年	7 年	10年	12 年
		サポートの上限 (%)	OIZ 外*	10	15	20	25	35	無制限
			OIZ 内*	15	20	25	35	無制限	無制限
土地利用				あり					
利率サポート		トルコリラ 建てローン (ベーススポイント)		該当なし	該当なし	3 ポイント	4 ポイント	5 ポイント	7 ポイント
		FX ローン (ベーススポイント)				1 ポイント	1 ポイント	2 ポイント	2 ポイント
社会保障保険料 サポート (被雇用者負担分)				該当なし	該当なし	該当なし	該当なし	該当なし	10 年
所得税控除				該当なし	該当なし	該当なし	該当なし	該当なし	10 年

# 投資優遇制度概要-2

地域別優遇制度に加えて、以下の優遇制度が適用される。

1. 大規模投資（最低投資金額は産業別に異なる）
2. 戦略分野投資（詳細に定められた広範な分野が対象）
3. 工業団地での投資（工業団地内の投資に対する優遇）
4. R&Dインセンティブ（技術開発に関わる投資に対する優遇）
5. 輸出サポート（輸出奨励策）
6. 再生可能エネルギーサポート（国内産出エネルギー奨励策）

# 投資優遇制度概要-3

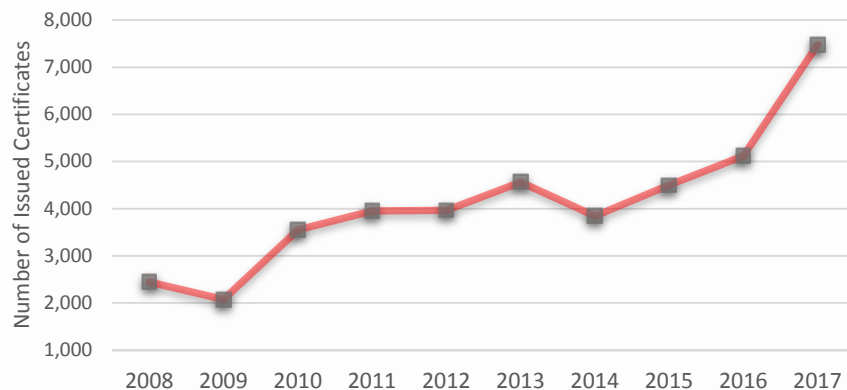
## 最近導入の投資優遇策

1. 知財保護法の制定
2. プロジェクトベースのインセンティブ
3. アトラクションセンタープログラム
4. フリーゾーンのインセンティブ
5. R&D支援インセンティブ
6. 外国人の市民権獲得を容易に

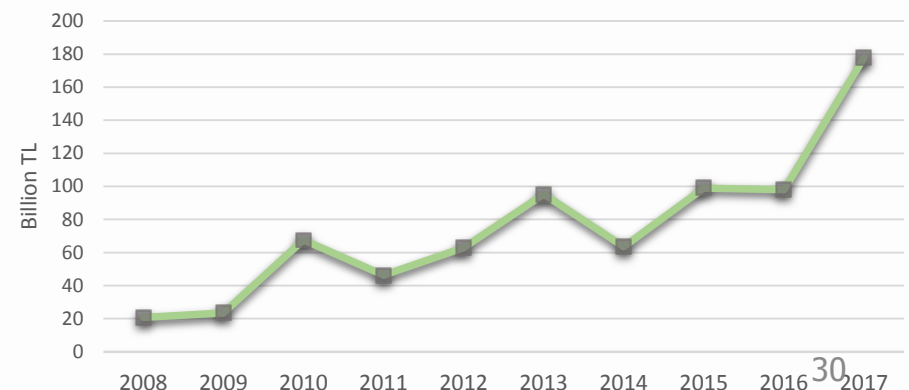
# 優遇制度の適用実績

	件数	金額(百万TL)
<b>2018年</b>		
<b>FDI</b>	333	42,521
<b>内国</b>	5,581	114,776
<b>合計</b>	5,914	157,296
<b>2009年～2018年</b>		
<b>FDI</b>	2,364	264,529
<b>内国</b>	42,085	613,845
<b>合計</b>	44,449	878,374

## Incentive Certificates by Years



## Investment Amount by Years





# **INVESTMENT INCENTIVES PROGRAM**

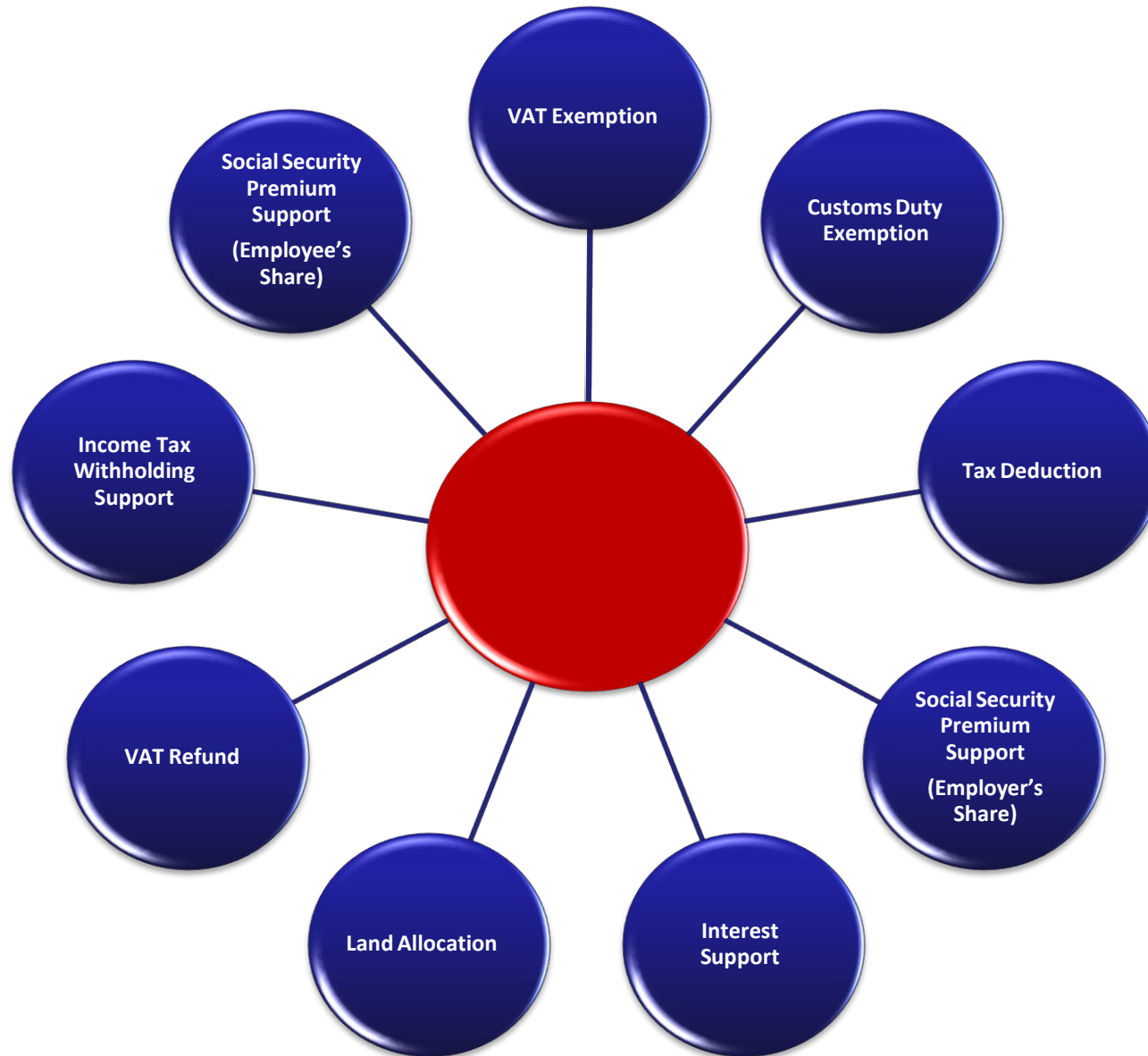
**Ministry of Industry and Technology  
General Directorate of Incentives Implementation and  
Foreign Direct Investment  
January 2019**



Support Measures	General Investment Incentive Scheme	Regional Investment Incentive Scheme	Priority Investment Incentive Scheme	Large Scale Investment Incentive Scheme	Strategic Investment Incentive Scheme
VAT Exemption	✓	✓	✓	✓	✓
Customs Duty Exemption	✓	✓	✓	✓	✓
Tax Deduction		✓	✓	✓	✓
Social Security Premium Support (Employer's Share)		✓	✓	✓	✓
Income Tax Withholding Support *	✓	✓	✓	✓	✓
Social Security Premium Support (Employee's Share) *		✓	✓	✓	✓
Interest Support		✓	✓		✓
Land Allocation		✓	✓	✓	✓
VAT Refund					✓

\* Investments in Region 6 are eligible for Income Tax Withholding Allowance and Social Security Premium Support (Employee's Share)







- ❑ **VAT Exemption:** VAT exemption for imported and/or locally provided investment machinery and equipment as well as selling and renting of intangible rights and software within the scope of the incentive certificate.



- ❑ **Customs Duty Exemption:** Custom duty exemption for investment machinery and equipment imported within the scope of the incentive certificate.



- ❑ **Tax Deduction:** In terms of tax deduction, contribution rates available from 15 % to 65 %.





- ❑ **Interest Rate Support:** For investment loans, a certain portion of the interest share covered by the Ministry.

- ❑ 3-7 percentage points for TL credits,
- ❑ 1-2 percentage points for foreign currency credits.



- ❑ **Land Allocation:** Government land allocated for the investments.



- ❑ **VAT Refund:** VAT collected on the building & construction expenses will be rebated (only for strategic investment projects with a fixed investment cost of least TL 500 million).
- For 2017-2019, VAT collected on the building & construction expenses of manufacturing sector investments with incentive certificate will be rebated.





### **For the additional employment created by the investment**

❑ **Social Security Premium Employer's Share**, certain portions of labor wages corresponding to amount of legal minimum wage covered by the Ministry.

**Available up to 12 years**



❑ **Social Security Premium Employee's Share**, certain portions of labor wages corresponding to amount of legal minimum wage covered by the Ministry (only for Region 6). **Available for 10 years**



❑ **Income Tax Withholding exemption**, exemption from income tax withholding. (only for Region 6) **Available for 10 years**



# Investment Incentives Program

GENERAL  
INVESTMENT  
INCENTIVE  
SCHEME

REGIONAL  
INVESTMENT  
INCENTIVE  
SCHEME

PRIORITY  
INVESTMENT  
INCENTIVE  
SCHEME

LARGE SCALE  
INVESTMENT  
INCENTIVE  
SCHEME

STRATEGIC  
INVESTMENT  
INCENTIVE  
SCHEME



## GENERAL INVESTMENT INCENTIVE SCHEME

**Regardless of region where investment is made, the scheme is available for all investment projects provided that:**

- Investment subject is not excluded from the investment incentives programs,
- Requirement of minimum fixed investment amount is met.

**The investment projects that are supported from the General Investment Incentives Scheme will benefit only from customs duty and VAT exemptions on their machinery and equipment expenditures.**

**As a novelty in the program,** additionally income tax withholding allowance will be available on portions of labor wages corresponding to amount of legal minimum wage if investment is made in Region 6.



# Investment Incentives Program

GENERAL  
INVESTMENT  
INCENTIVE  
SCHEME

REGIONAL  
INVESTMENT  
INCENTIVE  
SCHEME

PRIORITY  
INVESTMENT  
INCENTIVE  
SCHEME

LARGE SCALE  
INVESTMENT  
INCENTIVE  
SCHEME

STRATEGIC  
INVESTMENT  
INCENTIVE  
SCHEME



## REGIONAL INVESTMENT INCENTIVE SCHEME

- Regional system aims to eliminate inter-regional imbalances by means of encouragement of sectors determined. Rates of support measures have been differentiated according to the level of development of the regions.
- Investment subjects to be supported have been identified by taking into consideration of the economic potentials of provinces and scales of economies.
- Within the scope of regional investment encouragement, minimum investment amounts are determined for certain investment subjects in each region separately. If there is no defined minimum investment amount, it is;
  - 1 million TL in Regions I and II,
  - 500 thousand TL in Regions III, IV, V and VI.





## REGIONAL MAP





# MINISTRY OF INDUSTRY AND TECHNOLOGY

Region 1 Provinces	Region 2 Provinces	Region 3 Provinces	Region 4 Provinces	Region 5 Provinces	Region 6 Provinces
Ankara Antalya Bursa Eskişehir İstanbul İzmir Kocaeli Muğla	Adana Aydın Bolu Çanakkale Denizli Edirne Isparta Kayseri Kırklareli Konya Sakarya Tekirdağ Yalova	Balıkesir Bilecik Burdur Gaziantep Karabük Karaman Manisa Mersin Samsun Trabzon Uşak Zonguldak	Afyonkarahisar Amasya Artvin Bartın Çorum Düzce Elazığ Erzincan Hatay Kastamonu Kırıkkale Kırşehir Kütahya Malatya Nevşehir Rize Sivas	Adıyaman Aksaray Bayburt Çankırı Erzurum Giresun Gümüşhane Kahramanmaraş Kilis Niğde Ordu Osmaniye Sinop Tokat Tunceli Yozgat	Ağrı Ardahan Batman Bingöl Bitlis Diyarbakır Hakkari Iğdır Kars Mardin Muş Siirt Şanlıurfa Şırnak Van
8 PROVINCES	13 PROVINCES	12 PROVINCES	17 PROVINCES	16 PROVINCES	15 PROVINCES



Regions	Rate of Contribution to Investment (%)			
	Regional Scheme		Large Scale Scheme	
	Rate of Contribution to Investment* (%)	Tax Deduction Rate** (%)	Rate of Contribution to Investment* (%)	Tax Deduction Rate** (%)
I	15	50	25	50
II	20	55	30	55
III	25	60	35	60
IV	30	70	40	70
V	40	80	50	80
VI	50	90	60	90

Within the scope of incentive certificates issued for manufacturing sector (US-97 Code: 15-37), for the investment expenditures that would be realized between the dates of 1/1/2017 and 31/12/2019;

\*Rate of contribution to investment for each region shall get 15 points additionally

\*\*Tax deduction rate for each region shall be applied as 100 per cent.



## TAX DEDUCTION

- Tax deduction can be applied up to 80 per cent of contribution to investment by investing companies to their earnings obtained from other operations before investment project is completed and starts generating revenue.
- Within the scope of incentive certificates issued for manufacturing sector (US-97 Code: 15-37); Rate of contribution to investment for each region shall get 15 points additionaly and tax deduction rate for each region shall be applied as 100 per cent for the investment expenditures that would be realized between the dates of 1/1/2017 and 31/12/2019.

**TAX DEDUCTION IN REGIONAL INVESTMENT INCENTIVE SCHEME**

Regions	Rate of Contribution to Investment (%)	Tax Deduction Rate (%)	Investment Contribution Rate to be Applied <u>before</u> and <u>after</u> investment is completed	
			Before	After
Region 1	15	50	80	20
Region 2	20	55	80	20
Region 3	25	60	80	20
Region 4	30	70	80	20
Region 5	40	80	80	20
Region 6	50	90	80	20

**TAX DEDUCTION IN LARGE SCALE INVESTMENT INCENTIVE SCHEME**

Regions	Rate of Contribution to Investment (%)	Tax Deduction Rate (%)	Investment Contribution Rate to be Applied <u>before</u> and <u>after</u> investment is completed	
			Before	After
Region 1	25	50	80	20
Region 2	30	55	80	20
Region 3	35	60	80	20
Region 4	40	70	80	20
Region 5	50	80	80	20
Region 6	60	90	80	20





## SOCIAL SECURITY PREMIUM SUPPORT (Employer's Share)

Regions	Duration	Support Cap (Ratio to Fixed Investment - %)		
		Regional Scheme	Large Scale Scheme	Strategic Scheme
Region 1	2 years	10	3	15
Region 2	3 years	15	5	15
Region 3	5 years	20	8	15
Region 4	6 years	25	10	15
Region 5	7 years	35	11	15
Region 6*	10 years	-	-	-

\* In OIZs and IZs in Region 6, the support will be implemented for 12 years.



## INTEREST SUPPORT

Regions	Support Rate		Maximum Amount of Support (Thousand TL)
	TL Loans	Loans in Foreign Currency	
Region 1	-	-	-
Region 2	-	-	-
Region 3	3 Points	1 Point	1.000
Region 4	4 Points	1 Point	1.200
Region 5	5 Points	2 Points	1.400
Region 6	7 Points	2 Points	1.800





Incentives		Region 1	Region 2	Region 3	Region 4	Region 5	Region 6
VAT Exemption		✓	✓	✓	✓	✓	✓
Customs Duty Exemption		✓	✓	✓	✓	✓	✓
Tax Deduction	out of OIZ or IZ	15	20	25	30	40	50
Rate of Contribution to Investment* (%)	in OIZ or IZ	20	25	30	40	50	55
Social Security Premium Support (Employer's Share)	out of OIZ or IZ	2 years	3 years	5 years	6 years	7 years	10years
	in OIZ or IZ	3 years	5 years	6 years	7 years	10years	12years
Land Allocation		✓	✓	✓	✓	✓	✓
Interest Support		-	-	✓	✓	✓	✓
Income Tax Withholding		-	-	-	-	-	10 years
Social Security Premium Support (Employee's Share)		-	-	-	-	-	10 years

\*Within the scope of incentive certificates issued for manufacturing sector (US-97 Code: 15-37); Rate of contribution to investment for each region shall get 15 points additionally and tax deduction rate for each region shall be applied as 100 per cent for the investment expenditures that would be realized between the dates of 1/1/2017 and 31/12/2019.

OIZ: Organized Industrial Zones

IZ: Manufacturing Investments in Specialized Industrial Zones



# MINISTRY OF INDUSTRY AND TECHNOLOGY

## MINIMUM WAGE AND DEDUCTIONS (01.01.2019-31.12.2019)

	Components of Labor Cost (Legal Minimum Wage)	Deductible Amounts with Support Measures
Gross Wage	2.558,40 TL	-
Worker's Share of Social Security Premium	358,18 TL	358,18 TL
Worker's Share of Unemployment Insurance Premium	25,58 TL	-
Income Tax Withholding	326,20 TL	326,20 TL
Stamp Duty	19,42 TL	-
Total Deductions	537,50 TL	-
Net Wage	2.020,90 TL	-

## EMPLOYER'S SHARE IN MINIMUM WAGE (01.01.2019-31.12.2019)

Employer's Share in Social Security Premium (% 20.5)	524,47 TL	524,47 TL
Employer's Share of Unemployment Insurance Premium (% 2)	51,17 TL	
LABOR COST TO EMPLOYER	3.134,04 TL	1.208,85 TL



## IMPROVED SUPPORT TO INVESTMENT FINANCE IN REGION 6

**Interest Payment Support  
up to 1.800.000 TL**

**FİNANSMAN  
İMKANLARININ  
ARTIRILMASI**

An opportunity to benefit from  
Tax Deduction support for  
the other operations of investing  
company during investment period



# Investment Incentives Program

GENERAL  
INVESTMENT  
INCENTIVE  
SCHEME

REGIONAL  
INVESTMENT  
INCENTIVE  
SCHEME

**PRIORITY  
INVESTMENT  
INCENTIVE  
SCHEME**

LARGE SCALE  
INVESTMENT  
INCENTIVE  
SCHEME

STRATEGIC  
INVESTMENT  
INCENTIVE  
SCHEME



**Following priority investments will benefit from terms and rates of the support measures of Region 5 even if they are made in Regions 1, 2, 3, 4.**



### **Investments of manufacturing high-tech products**

- ❖ Pharmaceuticals,
- ❖ Office, accounting and computing machinery,
- ❖ Radio, TV and communications equipment,
- ❖ Medical, precision and optical instruments,
- ❖ Aircraft and spacecraft.



## Investment subjects to be benefited from **measures of Region 5**



**Investments to manufacture products as an outcome of the R&D**



**Defense Industry Investments**



**Test facilities, wind tunnel and similar investments**



**Specific automotive and engine manufacturing investments**



**Mining and Mine-Exploring Investments**



**Education Investments**



## Investment subjects to be benefited from **measures of Region 5**



Energy efficiency  
investments




Investments made to generate  
electricity through waste heat  
recovery



Liquefied natural gas (LNG)  
investments and underground  
gas storage investments



Investments made to generate  
electricity from coal



Investments of carbon fiber or  
the composite materials  
made from carbon fiber



Railroad transportation  
investments





## Investment subjects to be benefited from **measures of Region 5**



### **Maritime transportation investments**



- **Tourism investments in Cultural and Touristic Preservation and Development Regions and thermal tourism investments**



### **International fairground investments**



Investments made to manufacture turbines and generators for renewable energy and wind turbine wings for wind power.



Integrated investments for aluminium flat products using direct chill slab casting and hot rolling methods.



### **Licensed warehousing investments**





## Investment subjects to be benefited from **measures of Region 5**



**Nuclear power plant  
Investments**



**Qualified laboratory  
investments**



**Airline transportation  
investments**



**Greenhouse investments  
based on automation  
with a minimum of  
6 million TL, 50 decares  
and domestic spare parts**



**At least 5000 bovine  
milk-oriented, at least 10,000  
bovine cattle meat-oriented  
livestock investments**



**Investments in waste recycling  
and disposal facilities  
amounting to a minimum  
of 5 million TL**



### Investment subjects to be benefited from **measures of Region 5**



**Elderly and Disabled  
care villages and  
wellness investments**



**Medium-high technology  
investments amounting to a  
minimum 500 million TL**



## CLUSTERING AND R&D INVESTMENTS

- ❑ Following investments will benefit from more beneficial one level up regional rates and terms for Tax Deduction and support to employer's share of social security premium in any region:
  - ✓ **Investments in Organized Industrial Zones and Manufacturing Investments in Specialized Industrial Zones,**
  - ✓ **Joint Investments by multiple (at least 5) companies operating in the same sector which establish integration to their activities.**
- ❑ Selected medium-high-technology industries will benefit from terms and rates of the support measures of Region 4 even if they are made in Regions 1 (except Istanbul), 2, 3.



# Investment Incentives Program

GENERAL  
INVESTMENT  
INCENTIVE  
SCHEME

REGIONAL  
INVESTMENT  
INCENTIVE  
SCHEME

PRIORITY  
INVESTMENT  
INCENTIVE  
SCHEME

**LARGE SCALE  
INVESTMENT  
INCENTIVE  
SCHEME**

STRATEGIC  
INVESTMENT  
INCENTIVE  
SCHEME



## Goals of the Scheme:

- ✓ Improvement of Technology and R&D Capacity,
- ✓ Provide a competitive advantage in the international arena.

## Incentive measures available for Large Scale Investments:

- ✓ **VAT Exemption,**
- ✓ **Customs Duty Exemption,**
- ✓ **Tax Deduction,**
- ✓ **Social Security Premium Support,**
- ✓ **Land Allocation.**

If a large scale investment is made in Region 6, additionally it will benefit from Income Tax Withholding Support and Social Security Premium Employee's Share Support.



Investment Subjects	Minimum Investment Amount (Million TL) TL
Refined Petroleum Products,	1000
Chemical Products,	200
Harbors and Harbor Services, Airport and Airport Ground Services,	
Automotive OEM Investments,	
Automotive Supply Industries Investments,	
Railway and Tram Locomotives and/or Railway and Tram Cars,	50
Transit Pipe Line Transportation Services,	
Electronics,	
Medical, High Precision and Optical Equipment,	
Pharmaceuticals,	
Aircraft and Aerospace Vehicles and/or Parts,	
Machinery,	
Investments for Final Metal Production	



## Large Scale Investment Incentive Scheme

Incentives		Region 1	Region 2	Region 3	Region 4	Region 5	Region 6
VAT Exemption		✓	✓	✓	✓	✓	✓
Customs Duty Exemption		✓	✓	✓	✓	✓	✓
Tax Deduction	out of OIZ or IZ	25	30	35	40	50	60
Rate of Contribution to Investment* (%)	in OIZ or IZ	30	35	40	50	60	65
Social Security Premium Support-Employer's Share (Term of Support-Years)	out of OIZ or IZ	2 years	3 years	5 years	6 years	7 years	10 years
	in OIZ or IZ	3 years	5 years	6 years	7 years	10 years	12 years
Land Allocation		✓	✓	✓	✓	✓	✓
Interest Support		-	-	-	-	-	-
Income Tax Withholding (years)		-	-	-	-	-	10
Social Security Premium Support (Employee's Share) (Term Of Support- Years)		-	-	-	-	-	10

\*Within the scope of incentive certificates issued for manufacturing sector (US-97 Code: 15-37); Rate of contribution to investment for each region shall get 15 points additionally and tax deduction rate for each region shall be applied as 100 per cent for the investment expenditures that would be realized between the dates of 1/1/2017 and 31/12/2019.

OIZ: Organized Industrial Zones

IZ: Manufacturing Investments in Specialized Industrial Zones



# Investment Incentives Program

GENERAL  
INVESTMENT  
INCENTIVE  
SCHEME

REGIONAL  
INVESTMENT  
INCENTIVE  
SCHEME

PRIORITY  
INVESTMENT  
INCENTIVE  
SCHEME

LARGE SCALE  
INVESTMENT  
INCENTIVE  
SCHEME

STRATEGIC  
INVESTMENT  
INCENTIVE  
SCHEME





## What are the Strategic Investments?

- Investments to be made for production of intermediate or final products of which more than 50% are supplied by imports.
- Energy investments to be made for exclusive use of such strategic investments.



## What are the goals of the scheme?

- On the basis of the “Input Supply Strategy” this scheme aims at supporting production of intermediate and final products with high import dependence with a view to reduce current account deficit.
- It also targets encouraging high-tech and high value added investments with a potential of strengthening Turkey’s international competitiveness.



## Eligibility criteria for Strategic Investments

- ✓ to be made for production of intermediate and final products
  - ✓ with high import dependence
  - ✓ of which more than 50% are supplied by imports
- ✓ with a minimum investment amount of 50 million TL TL
- ✓ with a minimum 40% value added (This condition is not applicable to refined petroleum production investments and petrochemicals production investments)
- ✓ With an import of at least 50 million \$ in the last one year period (This condition is not necessary for goods with no domestic production)



## Strategic Investment Incentive Scheme

Incentives		All Regions
VAT Exemption		✓
Customs Duty Exemption		✓
Tax Deduction*	Rate of Contribution to Investment (%)	50% (50% of the contribution can be used before the investment is completed)
Social Security Premium Support (Employer's Share) (Term of Support)		7 Years (10 years for Region 6)
Land Allocation		✓
Interest Support	Local Loans	5 points
	Foreign Exchange/ FX denominated loans	2 points
VAT Refund		The building and construction costs of investments of more than 500 million TL
Income Tax Deduction Support		10 years only for Region 6
Social Security Premium Support (Employee's Share) (Term Of Support)		10 years only for Region 6

\*Within the scope of incentive certificates issued for manufacturing sector (US-97 Code: 15-37); Rate of contribution to investment for each region shall get 15 points additionally and tax deduction rate shall be applied as 100 per cent for the investment expenditures that would be realized between the dates of 1/1/2017 and 31/12/2019.



# INVESTMENT INCENTIVES PROGRAM

**Ministry of Industry and Technology**  
**General Directorate of Incentives Implementation and**  
**Foreign Direct Investment**

# 知れば知るほど 面白いトルコです



Presidency of the Republic of Turkey  
Investment Office

東京都港区西新橋1-18-6 クロスオフィス内幸町410

電話: 03-6205-4232 FAX: 03-6205-4233

青木雄一 芦辺沙耶

<http://investturkey.or.jp/>